



# Godalming College

Going to Godalming

**class  
action**

**DRAMA & THEATRE  
DANCE  
PERFORMING  
ARTS**

**Welcome to ClassAction - The Performing Arts Department  
at Godalming College**



*Always forward never backwards*

Welcome to ClassAction – the Drama and Dance department at Godalming College. Congratulations, you have chosen to make a commitment to your continuing exploration of performance. We are excited to meet you in September and hope you will enjoy your time with us as you take your next step towards a career in the performing arts industry. During your time with us the focus is very much on you as artists, creators, practitioners, thinkers and learners. You will be responsible for creating the best work that you can. We will facilitate your progress, work with you and demand that you develop and fulfil your artistic and personal potential as well as raising your academic achievements. You will be challenged to work to professional standards of creative collaboration. There are high expectations of practitioners on our courses, but we also offer you the opportunity to perform with the best at the very highest level. We hope the work we have shared with you in this transition document allows you to keep developing your creativity, and questioning your process and will help with your transition to study with us. We hope it allows you to reflect on your craft and develop your skills.

There will be a lot of hard work ahead, but we hope you enjoy every minute of it.



**Nicola Devine**  
Dance | Performing Arts



**Luca Cipollone**  
Creative Assistant



**Tari More**  
Drama | Performing Arts



**Andrew Pullen**  
Head of Department



**Ryan Stagg**  
Drama | Performing Arts





<https://www.youtube.com/user/ClassActionTheatre>

As an emerging practitioner with ClassAction you will be developing the skills to tell compelling stories, share complex characters and build vibrant narratives. How do we create a performance? How does the performer remain a vibrant force in the 21st century? How can we use ideas and questions raised by theatre, dance and performance to make sense of human engagement across the world? How have key European artistic movements, professional practitioners and plays/ performance texts / choreography responded to moments in history, political events, societal anxieties, artistic movements and theatrical concerns and how have they affected what is expected of us as performers today? How do we think about, write, analyse and discuss ideas about performance and our craft in a variety of forms?

## DIPLOMA COMPANY

Our Diploma Company is following our foundation programme of study. They spend all their time in the department. They study a Drama & Theatre A level alongside a BTEC Diploma in Performing Arts (equivalent to 2 A Levels) They will either take Arts Award Gold or an EPQ in Performance to supplement their study. If you want to go to drama or dance school and pursue a career in this industry, this is the combination you should be taking!

## DRAMA & THEATRE

Pearson, Edexcel:  
<https://qualifications.pearson.com/en/qualifications/edexcel-a-levels/drama-and-theatre-2016.html>

 RADA

## DANCE

Certificate or Extended Certificate. BTEC:  
<https://qualifications.pearson.com/en/qualifications/btec-nationals/performing-arts-2016.html>


## PERFORMING ARTS

Certificate or Extended Certificate. BTEC:  
<https://qualifications.pearson.com/en/qualifications/btec-nationals/performing-arts-2016.html>


**All practitioners are supported through their applications to Drama and Dance Schools. Practitioners have an opportunity to take part in a +EXPLORE short course that leads them through these Drama and Dance School Applications. All practitioners are also offered the opportunity to take an Arts Award Gold or an EPQ in Performance**

SEPTEMBER 2019 OFFERS  
**28 offers to the countries top drama and dance schools**





# DRAMA & THEATRE



## TASK 1



For Component 2 of the A Level you are required to perform a group piece and a monologue / duologue to an examiner. In preparation for that we are asking you to learn a short monologue of your choice. The monologue should be from **a published PLAY** and be around 1.5-2mins long.

We are asking you to film yourself performing and submit it to us via our email **by 1<sup>st</sup> July**.

Try and be guided by the work of Stanislavski:

**Who Am I? Where Am I?**

**When Is It? What Do I Want?**

**Why Do I Want It? How Will I Get It?**

**What Do I Need To Overcome?**

**Why are you speaking to the audience?**

**If you are speaking to another character where are they in the space? Why are you talking to them?**

For details about how to send us your 'self tape' please see later in this document.

Whilst you are undertaking your preparation we suggest you develop your understanding of Stanislavski and his techniques, and keep extensive notes on his techniques:

<https://www.dramaclases.biz/the-stanislavski-system>

<https://www.bbc.co.uk/bitesize/guides/zxn4mp3/revision/1>

**These are just starting points ... push your research way beyond these two sources.**

## TASK 2



For component 3 of the A Level you have to analyse work and analyse how you create work. There are two written tasks here:

1. Please write a 500-word reflection on your TASK 1 Performance. Try and cover the following areas in your reflective writing:

Your name. What role are you playing? Title of play and playwright's name

What is happening to your character in this extract? What happens to the character in the whole play? What does your character want in this extract, why do they want that and how do they go about getting it?

How are you showing the character through your voice choices and physical work?

What do you hope the audience will feel about this character?

Then tell us a little about how you used the influence of Stanislavski in this work

2. Watch a production online. (See our list on the next page). **Please do not review a Frantic Assembly production**, this can be ANY drama production. 800-words.

Introduce the play, the playwright, the key creatives, the style, key themes and how the director shared those themes with the audience.

A paragraph evaluating ACTING CHOICES - Focus on what was successful, how did the choices help to communicate the key ideas of the play?

A paragraph evaluating the SET

A paragraph evaluating the LIGHTING and the SOUND

**Please bring these written tasks with you when you come to enrolment at the start of the year.**

# DRAMA & THEATRE



## TASK 3

This is a research task.

1. Complete some **extended research** into:

BERTOLT BRECHT  
STANISLAVSKI  
ARTAUD

2. Undertake some initial research into past productions of EQUUS by Peter Shaffer including image searches for DESIGN. This is one of the exam board set texts for your C3 written exam.

3. Undertake some **initial research** into three contemporary theatre companies, their past productions and their methodologies:

Frantic Assembly  
Kneehigh  
Wise Children

National Theatre productions  
screened weekly

<https://www.youtube.com/channel/UCUDq1XzCY0NIOYVJvEMQjgw>

The Guardian have pulled together  
their list of theatre productions  
currently available online

[https://www.theguardian.com/stage/2020/mar/17/hottest-front-room-seats-the-best-theatre-and-dance-to-watch-online?CMP=share\\_btn\\_fb&fbclid=IwAR0dY-4h4lqYtViRxxDnT8O5W5tn7E\\_h3fwINDzaltHibKYFpbiXSpJikFU](https://www.theguardian.com/stage/2020/mar/17/hottest-front-room-seats-the-best-theatre-and-dance-to-watch-online?CMP=share_btn_fb&fbclid=IwAR0dY-4h4lqYtViRxxDnT8O5W5tn7E_h3fwINDzaltHibKYFpbiXSpJikFU)



## SET TEXTS

One of our set texts is EQUUS by Peter Shaffer. If you can, it would be worth purchasing the play, and reading it (silently and then read it aloud).

Another work that we study for your C3 written exam is WOYZECK by Georg Buchner. We will provide you with a copy of this text, but if you do wish to purchase it, please ensure you **only get** the JOHN MACKENDRICK translation.

**DRAMA ONLINE** is an amazing resource to check out:


[www.dramaonlinelibrary.com](http://www.dramaonlinelibrary.com)

**Username:** 0Fz'9Kn.

**Password:** 3Fe!3Yx-

This is ACCESS log in (not personal)

**Make sure you include all the dots and dashes!**







# PERFORMING ARTS



In your practical work you are encouraged to use voice/body to create a piece that is a clear response to the image and also introduces us to your individual creative voice. We want to see who you are and how you express yourself through your work.

## TASK 1



Three out of the four units that you study across the two year programme of study require you to perform live in different styles, genres and following the influence of different practitioners.

We would like you to look at the starting points later in this pack. You are to perform a two minute solo in response to one of the starting points. This could be a monologue that you have written, a published monologue that fits one of the starting points, a song you have written in response to a starting point, an existing song that you think fits one of the starting points, a piece of stand up comedy – any form of performance art that **responds to one of the starting points**. We are asking you to film yourself performing and submit it to us **by 1<sup>st</sup> July**. For details about how to send us your 'self tape' please see later in this document.

Please then write a 500-word evaluation. How did you interpret the starting point and how did it spark creativity? How did you prepare? How successful was the work? What did you set out to achieve? Did you achieve this? How are you measuring your success? What could you do now to improve the work? **Please bring this written task with you when you come to enrolment at the start of the year.**

Clips from The Curious Incident ....  
Choreographed by Frantic Assembly.

[https://www.bbc.co.uk/programmes/b03dwq2r/clips?fbclid=IwAR0AdjYJ8gWYjHvwVOAZjEumLfVCh5\\_C1TGQz6rmlgYtsMZ0iJ3OByryagU](https://www.bbc.co.uk/programmes/b03dwq2r/clips?fbclid=IwAR0AdjYJ8gWYjHvwVOAZjEumLfVCh5_C1TGQz6rmlgYtsMZ0iJ3OByryagU)

## TASK 2



Unit 1 of your programme of study requires you to analyse professional work. These written tasks encourage your analysis of performance elements. Please write an 800-word reflection on one of Gecko's productions (the choice is yours ....)

<https://www.youtube.com/channel/UCExGr1YTR864ym2YAD1LtIA>

**Gecko is an award-winning and internationally-acclaimed physical theatre company based in Ipswich, Suffolk and led by Artistic Director Amit Lahav.**

Introduce the work, the title, the key creatives, the style, key themes and how the company shared those themes with the audience.

Then focus on the 'performance elements' that are employed; lighting, costume, use of space and sound (etc). Focus on what was successful, how the Elements help to communicate the key ideas?

**Please bring this written task with you when you come to enrolment at the start of year.**

## TASK 3




This is a research task.

1. Complete **some extended research** into:

The Working Actor. How you get work, what are the hours, what skills do you require, how do you promote yourself, what does an agent do, what is a show reel .... ?



# BTEC DANCE



In your practical work you are encouraged to use movement to create a piece that is a clear response to the image and also introduces us to your individual creative voice. We want to see who you are and how you express yourself through your work.

## TASK 1



Three out of the four units that you study across the two-year programme of study require you to choreograph and perform in different styles, genres and following the influence of different practitioners.

We would like you to choreograph a two-minute solo **taking inspiration from one of the starting points later in the pack**. Try and mix together at least two different dance styles; one you are confident with and one you are less confident with.

We are asking you to film yourself performing and submit it to us **by 1<sup>st</sup> July**.

For details about how to send us your 'self tape' please see later in this document.

Please then write a 500-word evaluation. How did you interpret the starting point and how did it spark creativity? How did you prepare? How successful was the dance? What did you set out to achieve? Did you achieve this? How are you measuring your success? What could you do now to improve the work? **Please bring this written task with you when you come to enrolment at the start of the year.**

Join the queen of Belgian avant-garde performance Anne Teresa De Keersmaeker as she talks you through how to perform her 1983 classic Rosas Danst Rosas.

<https://www.rosasdanstrosas.be/home/>

## TASK 2



Unit 1 of your programme of study requires you to analyse professional work. These written tasks encourage your analysis of performance elements. Please write an 800-word reflection on:

The Rosie Kay Dance Company and their performance of 5 Soldiers: The Body is the Frontline. The work was staged in army drill halls around the UK. Performing in close quarters to a score that mixes punk and opera, Kay's phenomenal company bring home the horror of combat and disarm audiences.

Introduce the dance, the choreographer, the key creatives, the style, key themes and how the choreographer shared those themes with the audience.

Then focus on the 'performance elements' that are employed; lighting, costume, use of space and sound (etc.) Focus on what was successful, how the Elements help to communicate the key ideas?

**Please bring this written task with you when you come to enrolment at the start of year.**

## TASK 3




This is a research task.

1. Complete **some extended research** into:  
The work of Alvin Ailey and his key work, Revelations.



# STIMULI FOR PRACTICAL WORK







<https://www.youtube.com/user/ClassActionTheatre>

## SELF TAPES – WHAT TO DO AND HOW TO PREPARE

### WARM UP BEFORE

For actors, this is a warm up created by Central Drama School:

<https://www.youtube.com/watch?v=k8RwS-bSgaM&feature=youtu.be>

For dancers Italia Conti have created some excellent dance warm ups and routines:

[https://www.youtube.com/channel/UCwjIRZ6-iOFy7cEr\\_ur4ryQ](https://www.youtube.com/channel/UCwjIRZ6-iOFy7cEr_ur4ryQ)

You are to EMAIL US A LINK to your SELF TAPE.

[awp@godalming.ac.uk](mailto:awp@godalming.ac.uk)

You can share your work with us in whatever format suits you best:

Shoot your self-tape in 'Landscape' format and frame in a mid-shot (just above your waist for actors, but whole body for dancers). You are of course free to move within the space and you shouldn't worry too much about remaining within this framing for the entire audition. Dancers either set up the 'camera' to include all your dance space, or ask someone to film you. Your phone or tablet will be perfectly adequate for this task.

Try to film in front of a plain background. If this isn't possible try to remove any overly eye-catching items or pictures from the shot.

Before you start state your name what you will be performing. State: THIS IS MY TRANSITION WORK FOR ... (Drama or Dance or Performing Arts)

### WE TRANSFER

SENDING A WETRANSFER LINK <https://wetransfer.com>

STEP 1: You don't need to sign up or log in if your video is under 2GB in file size Click 'add your files' – this will open your files. Choose your video

STEP 2: Email it to yourself This email will include a link to download the file

STEP 3: Then email us a copy of the link, making it clear in your email what the work is.



<https://www.youtube.com/user/ClassActionTheatre>

## SELF TAPES – WHAT TO DO AND HOW TO PREPARE

### VIMEO

UPLOADING TO VIMEO <https://vimeo.com>

STEP 1: Sign up or log into your account. The first thing that you should do is visit the Vimeo website. If you already have an account, log into it by clicking the login link. If you don't have an account, then you will need to register. Follow the instructions and enter the necessary information to create your account

STEP 2: Uploading the Video - Click the blue '+ New video' button which is located on the homepage of the site (top left and right hand sides) Choose the 'upload' option and this will open the files on your computer / phone - Select the desired file - As soon as you click the button, the video will start to be uploaded straight away. The progress bar should estimate how long the video will take to be uploaded

STEP 3: Conversion As soon as the video is uploaded, the video will then be converted automatically. You can close this page if you want, and Vimeo will handle the conversion automatically. Once the video has finished converting, the service will then email you once the conversion has finished

STEP 4: Then email us a copy of the link, making it clear in your email what the work is.







<https://www.youtube.com/user/ClassActionTheatre>

## SELF TAPES – WHAT TO DO AND HOW TO PREPARE

### YOUTUBE

UPLOADING AN UNLISTED VIDEO ON YOUTUBE <https://www.youtube.com>

STEP 1: Sign in or create an account on the YouTube website

STEP 2: Once you're on your YouTube homepage, click the button at the top right hand corner of the page. From the drop-down button that appears, choose 'Upload video'

STEP 3: Choose 'unlisted' in your YouTube video settings. To do so, click on the word 'Public.' Then, on the drop-down menu that appears, choose the word 'Unlisted'. This means that the work will not be public and only those with the link will be able to watch it.

STEP 4: Upload your YouTube video Upload your video where the screen says 'Select files to upload'

STEP 5: Publish your video to YouTube. Making sure that the drop-down menu says 'Unlisted,' click the 'Done' button in the upper-right corner of the video

STEP 6: Then email us a copy of the link, making it clear in your email what the work is.

