

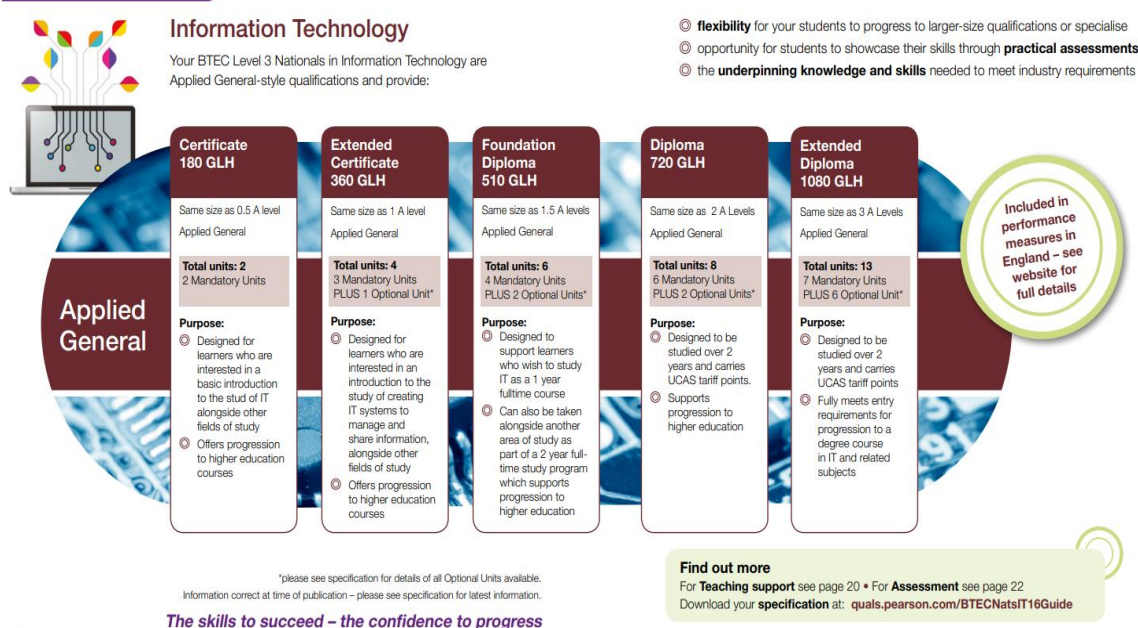
IT BTEC Level 3

Preparation work: Pre-course Reading, Research and Tasks

We hope that in the coming weeks and months you might have some time to familiarise yourself with BTEC IT and engage with the following preparatory work. The information given below will allow you to make a start on preparing for BTEC IT and make you feel confident and excited about joining our Department.

Awards and Specifications:

There are several qualifications under the heading BTEC Level 3 IT. The main two that we offer are the Diploma, which is equivalent to 2 A levels and the Extended Certificate, which is equivalent to 1 A level. Both are run over 2 years and you will find more details in the diagram below and the Pearson website link:



Pearson website link: <https://qualifications.pearson.com/en/qualifications/btec-nationals/information-technology-2016.html>

Should you have any questions about the specification or the following pre-enrolment tasks please do not hesitate to contact me: carolinemiller@godalming.ac.uk

Task 1:

Work Experience and Digital Badge Challenge

Our course consists of one week of compulsory work experience, preferably within an IT area. The placement takes place in the College week, prior to February half term. In preparation for this placement please carry out the following:

- 1a Contact friends, family, local businesses/organisations to investigate whether they would be able to offer you a 30-hour placement. Complete the section below with the placement details – we will organise the placement from that point.

Name of Company	
Name of Contact	
Company Address and Post Code	
Contact Telephone Number	
Contact Email Address	
Assigned Department and Role	
Brief Description of Duties	
Expected Hours of Work (<i>minimum 30 hours</i>)	

- 1b During the first year of the course we will ask you to work towards your Bronze Award on the Duke of York iDEA scheme (Don't worry – no camping involved). Please register an account on the following link: <https://idea.org.uk>

For this Task please complete badges: Team Worker; Safe Online; eSafety in preparation for the start of term. You might even have a go at some of the other badges, such as Make a Game, Social Media setup, Coding, etc. Have fun however, beware it can become addictive!



Task 2:

Films, TV Programmes & Podcasts

Keep up to date with technological developments with the following: Watch/listen to at least ONE from each section below and write a summary for each.

- TV:** **BBC CLICK** – also available online
- Podcasts:** From BBC Sounds – Ways of Thinking; 3D Bioprinting;
The Rise of the Robots; GCHQ Cracking the code; The Turing Solution.
- Films:** **The Imitation Game** (2014 film with Benedict Cumberbatch)
The Theory of Everything (2014 film with Eddie Redmayne)

Include in your summary: A description of the content; what you learnt; what most interested you; and what you might investigate further.

Task 3:

Learn to Code

We are constantly being asked to learn a new skill during these difficult times. Why not learn to code? Programming is one of the BTEC IT units and gaining skills in Python would be a good starting point. Use the following website to develop your Python coding skills:
www.codecademy.com

Task 4:

What is Social Media?

- 4a Give a definition for 'What is Social Media?' Quote your information source.
- 4b Research and list currently the most popular social media sites. Quote your information source.
- 4c If you were to create a social media site/app, what would you called it and design a logo?

Name of site/app: _____

Purpose of site/app: _____

Design of Logo:



Task 5:

Get Creative

We are not judging your art skills but would like you to use the template on the next page to create a design for a new computer game idea. You can hand-draw or computer generate your ideas. Bring the completed template along to your first BTEC IT lesson.

We hope you enjoy completing these tasks and look forward to you joining the course.



Technology

DESIGN YOUR OWN NEW GAME**Brief description of my new game**


Name of my new game: _____

My Name: _____


Game genre: _____

Storyline:

New Character Design Grid



New Room/Layout Design Grid



Storyboard the Key Scenes

